

# IDE Flash Disk

Increase up-time and reduce costs




- ATA/True IDE Mode compatible.
- Very low power consumption.
- Very rugged.
- Low weight.
- Noiseless.
- +5 Volts or +3.3 Volts operation.
- Automatic error correction and retry capabilities.
- Supports power down commands and sleep modes.
- Capacity: 16MB-2GB
- Data Reliability Built in ECC (24bits/sector, 1 bit correction and 2 bit detection)

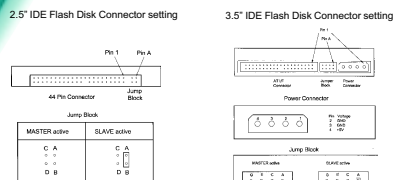
AFAYA IDE Flash Disk is a solid state design and standard IDE interface compatible. It is an ideal replacement for applications that need only low capacity disk drives and vibration should be avoided. With 2.5"/3.5" form factor choices, applications have the freedom to match any one of these two options. It is fully compatible with applications such as CPU card/board, set top box, POS (point of sale), vending machine, GPS ( global positioning system ), industry/panel/net/military PC/Notebook, security/medical/ testing equipment, measuring instrument and embedded systems.



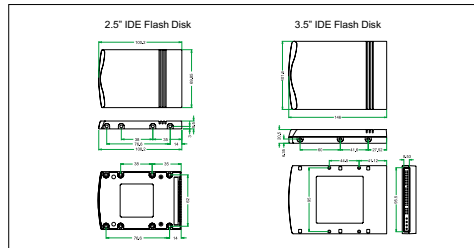
It is fully compatible with different applications...



## Connector Setting



## Product Outline



## Environment Specification

Temperature	Operating: -20°C to 70°C, Non-Operating: -40°C to 85°C
Humidity	Operating: 8% to 95%, Non-Operating: 8% to 95% ( non-condensing )
Acoustic Noise	0dB
Vibration	Operating/Non-operating: 15G peak to peak max.
Shock	Operating/Non-operating: 1,000G max.

## Power Consumption

DC Input Voltage (VCC) 100 mV max. ripple (p-p)	Mode	3.3V ±5%	5V ±10%
+5V Currents (maximum average value)	Sleep:	< 200uA	< 500uA
	Reading:	< 25mA	< 50mA
	Writing:	< 30mA	< 60mA

Most I & T Co., Ltd.  
 5F., No 27-10, Sec 2 Jungjeng E. Rd., Danshuei Jen, Taipei, Taiwan, R.O.C.  
 Tel: 886-2-2808-5085 Fax: 886-2-2808-5080 E-mail: info@afaya.com.tw



www.afaya.com.tw

# Compact & Powerful

Highly Suitable for Rugged Environment



## Rising above the competition

AFAYA MicroDisk® Module is a solid state design and standard IDE interface compatible. It is an ideal replacement for applications that need only low capacity disk drives and vibration should be avoided. They are suitable for any requirements. It is fully compatible with applications such as CPU card/board, set top box, POS (point-of-sale), vending machine, GPS (global positioning system), industry/panel/net/military PC/Notebook, security/medical/testing equipment, measuring instrument and embedded systems.



www.afaya.com.tw

- ATA/True IDE Mode compatible.
- Very low power consumption.
- Very high performance.
- Rugged environment is working well.
- Automatic error correction and retry capabilities.
- Supports power down commands and auto Stand-by / sleep mode.
- +5 Volts or +3.3 Volts  $\pm 5\%$  operation.
- Low weight.
- Noiseless.
- Standard IDE compatible.
- Master/Slave selectable.
- Product feature with guard against and hook design.
- Support O/S: WinCE, QNX, Windows 31/95/98/Me, Windows, NT/2000/XP, DOS, and others

# Micro Disk Module

The MicroDisk Module is extremely small and highly suitable for rugged environments, thus providing an excellent solution for mobile applications with space limitations. It is fully compatible with all consumer applications designed for data storage PC card, PDA, and Smart Cellular Phones, allowing simple use for the end user. The MicroDisk Module is O/S independent, thus offering an optimal solution for embedded systems operating in non-standard computing environments.

The MicroDisk Module is IDE compatible and offering various capacities. It has low power consumption and can operate from a single 3.3/ 5.0 Volt power supply. The Micro Disk Module provides memory storage for mobile computing applications, consumer electronics and embedded systems. It is fully compatible with exiting systems



### Environment Specification

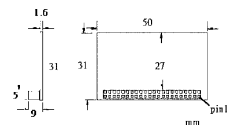
Temperature	Operating: -20°C to 80°C, Non-Operating: -40°C to 85°C
Humidity	Operating: 8% to 95%, Non-Operating: 8% to 95% (non-condensing)
Acoustic Noise	0dB
Vibration	Operating/Non-operating: 15G peak to peak max.
Shock	Operating/Non-operating: 1,000G max.

### Power Consumption

DC Input Voltage (VCC) 100 mV max. ripple (p-p)	Mode	3.3V $\pm 5\%$	5V $\pm 5\%$
+5V Currents (maximum average value)	Sleep:	< 200uA	< 800uA
	Reading	< 25mA	< 50mA
	Writing	< 30mA	< 60mA



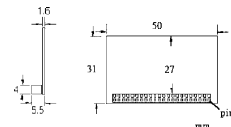
## Left Side



**MODEL MDM-0SLXXX**  
MDM-0SL016M MDM-0SL064M  
MDM-0SL032M MDM-0SL096M



**MODEL MDM-0SHLXXX**  
MDM-0SHL128M MDM-0SHL768M  
MDM-0SHL256M MDM-0SHL01GM  
MDM-0SHL384M MDM-0SHL01.5GM  
MDM-0SHL512M MDM-0SHL02GM

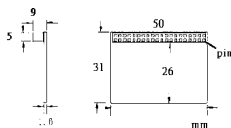


**MODEL MDM-4SXXX**  
MDM-4SL016M MDM-4SL064M  
MDM-4SL032M MDM-4SL096M



**MODEL MDM-4SHLXXX**  
MDM-4SHL128M MDM-4SHL768M  
MDM-4SHL256M MDM-4SHL01GM  
MDM-4SHL384M MDM-4SHL01.5GM  
MDM-4SHL512M MDM-4SHL02GM

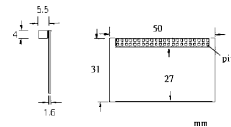
## Right Side



**MODEL MDM-0SRXXX**  
MDM-0SR016M MDM-0SR064M  
MDM-0SR032M MDM-0SR096M



**MODEL MDM-0SHRXXX**  
MDM-0SHR128M MDM-0SHR768M  
MDM-0SHR256M MDM-0SHR01GM  
MDM-0SHR384M MDM-0SHR01.5GM  
MDM-0SHR512M MDM-0SHR02GM

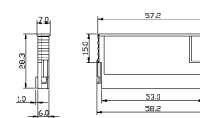


**MODEL MDM-4SRXXX**  
MDM-4SR016M MDM-4SR064M  
MDM-4SR032M MDM-4SR096M



**MODEL MDM-4SHRXXX**  
MDM-4SHR128M MDM-4SHR768M  
MDM-4SHR256M MDM-4SHR01GM  
MDM-4SHR384M MDM-4SHR01.5GM  
MDM-4SHR512M MDM-4SHR02GM

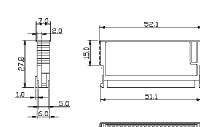
## Vertical



**MODEL MDM-0SXXX**  
MDM-0S016M MDM-0S064M  
MDM-0S032M MDM-0S096M



**MODEL MDM-0SHXXX**  
MDM-0SH128M MDM-0SH768M  
MDM-0SH256M MDM-0SH01GM  
MDM-0SH384M MDM-0SH01.5GM  
MDM-0SH512M



**MODEL MDM-4SXXX**  
MDM-4S016M MDM-4S064M  
MDM-4S032M MDM-4S096M



**MODEL MDM-4SHXXX**  
MDM-4SH128M MDM-4SH768M  
MDM-4SH256M MDM-4SH01GM  
MDM-4SH384M MDM-4SH01.5GM  
MDM-4SH512M